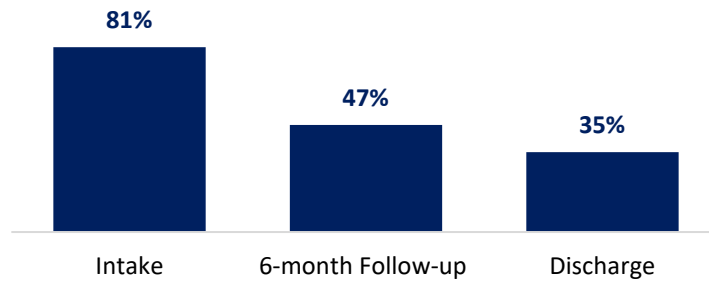


State Opioid Response (SOR)
Client Outcomes
Vegas Stronger

The Government Performance and Results Act (GPRA) interview collects data from individuals receiving SOR-funded services. A total of 280 intake GPRAs were completed at Vegas Stronger during the SOR and SOR II grants (as of January 20, 2023), yielding the following information about participants. The GPRA tool changed on January 21, 2023 so interviews collected after this date cannot be included in the report.

The following chart shows Vegas Stronger’s GPRA interview rates at all three time points.

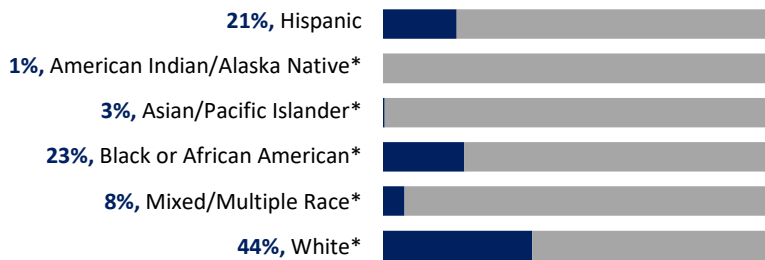
Aggregated GPRA Interview Rates



Client Characteristics

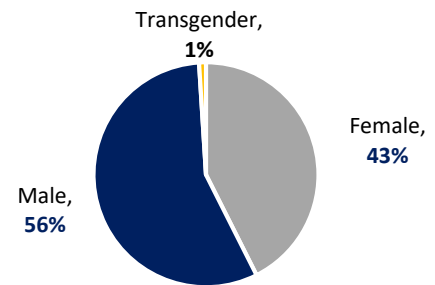
The following charts outline demographics of clients on intake GPRAs.

Race/Ethnicity

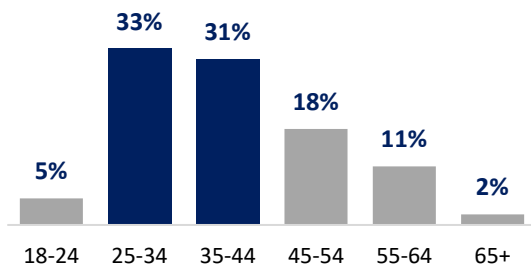


*Non-Hispanic


Gender



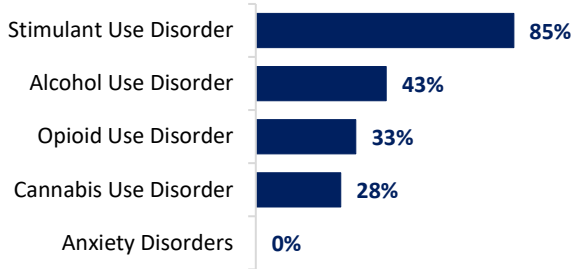
Age



Education



Behavioral Health Diagnoses at Intake



39% of those screened for co-occurring mental health and substance use disorders **screened positive**



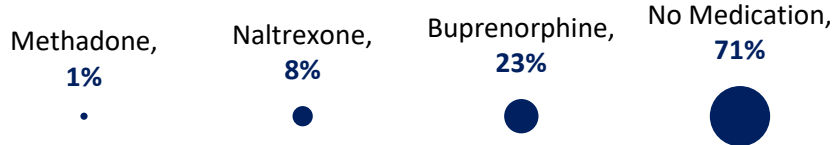
4% of clients indicated a diagnosed **co-occurring substance use and mental health disorder**

*Stimulant use disorder includes cocaine-related disorders

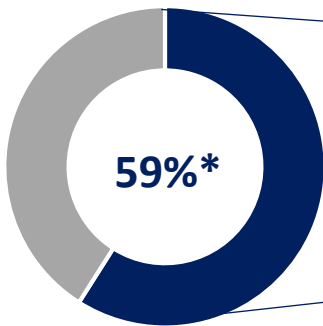
**Includes primary, secondary, and tertiary diagnoses; percentages add up to more than 100%

***Only three diagnoses can be selected. SAMHSA's Question by Question Guide states that if more than three codes apply, the codes most relevant to the client's participation in SAMHSA-funded services are to be indicated.

Ninety (90) participants were diagnosed with an OUD during the thirty days prior to completion of the intake GPRA. The following chart illustrates the type of medication received among those with an OUD.



86% have experienced trauma at some point in their live



59%* of clients have children

14% have children living with someone else due to a court order

26% have lost parental rights

*Includes adult children of any age, adopted children, stepchildren for whom the client is legally responsible for, and deceased children



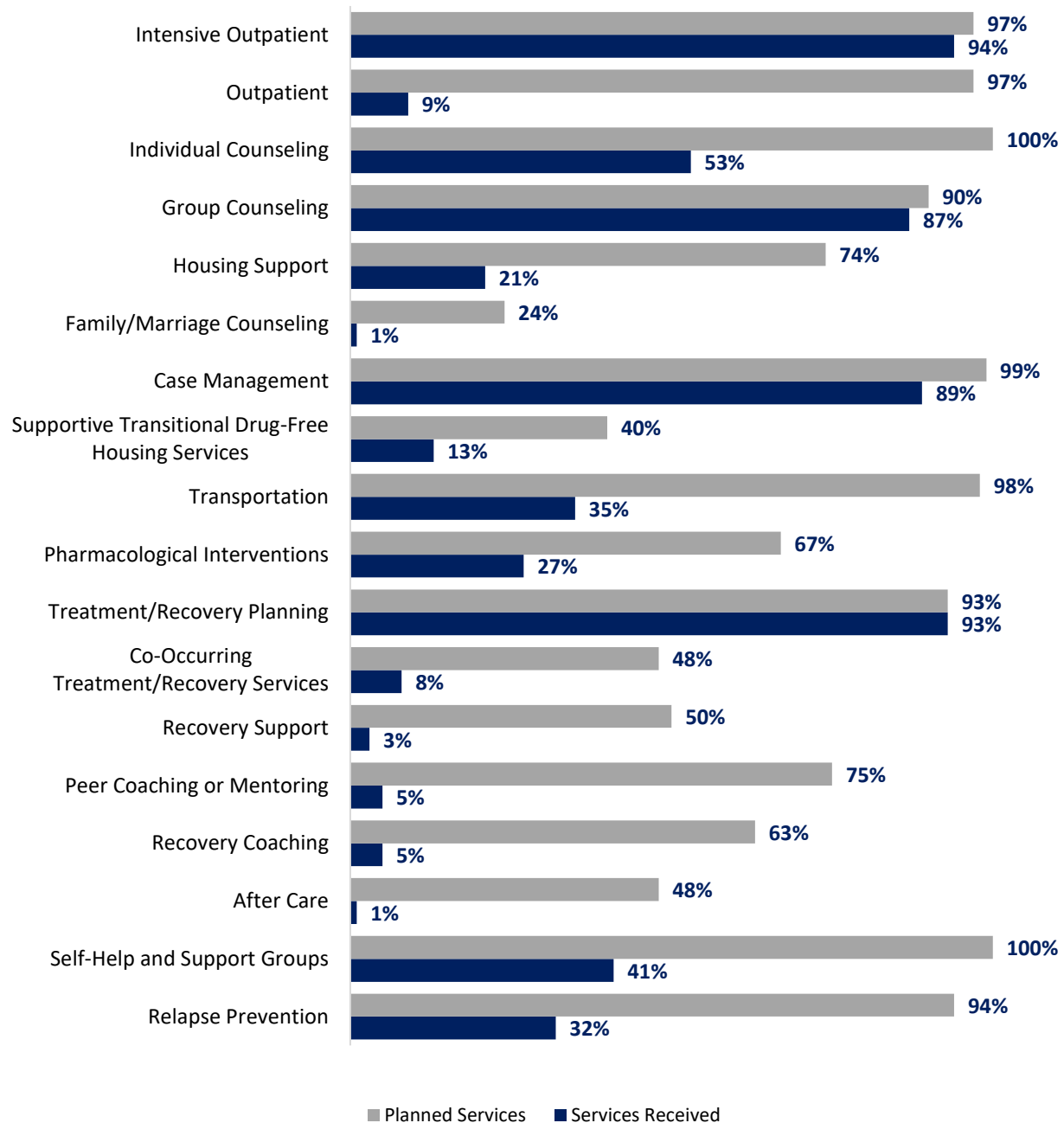
16% of clients are awaiting charges, trial, or sentencing



16% are currently on parole or probation

Planned Services and Services Received

The intake GPRA asks the services the agency plans to provide during the client’s course of treatment. The discharge GPRA asks the interviewer to identify the number of days or the number of sessions a client received each of the listed services during the client’s treatment. Any service that a client received for one day/session or more is coded in the chart as the service was received. Clients’ planned care differed from the actual services received across several services. The greatest differences were noted for *outpatient, peer coaching or mentoring, transportation, and relapse prevention*.

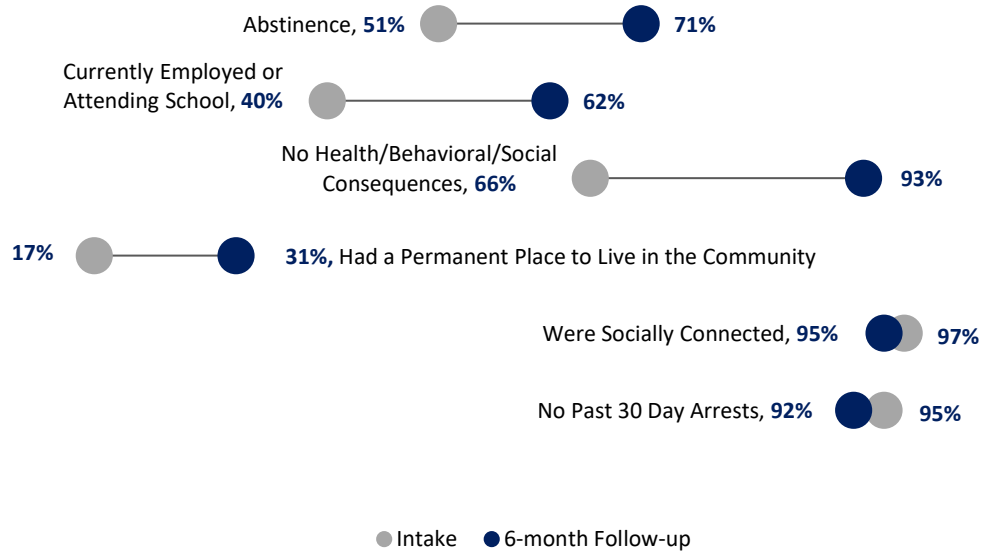


Outcome Change

Changes were reported in outcomes from the GPRA Intake interview to the GPRA 6-month Follow-up interview. The following tables include all GPRA intake interview to six-month follow-up interview data through the end of the usage of the expired GPRA tool (January 20, 2023). There is matched intake and 6-month follow-up data for 59 clients.

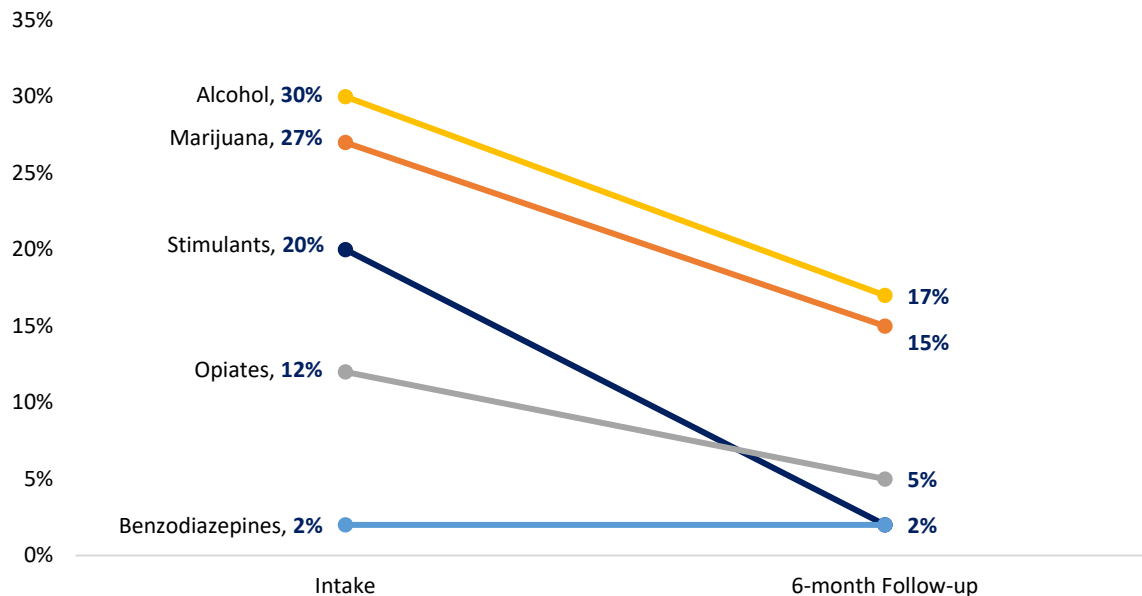
National Outcome Measures (NOMs)

Participants reported improvements on most NOMs. Responses of abstinence, currently employed or attending school, no health/behavioral/social consequences, had a permanent place to live in the community, no past 30-day arrests all improved. However, responses of were socially connected and decreased slightly from baseline to follow-up.




Substance Use Outcomes

Clients reported a decrease in use of all substances in the past 30 days, except benzodiazepines which stayed the same.



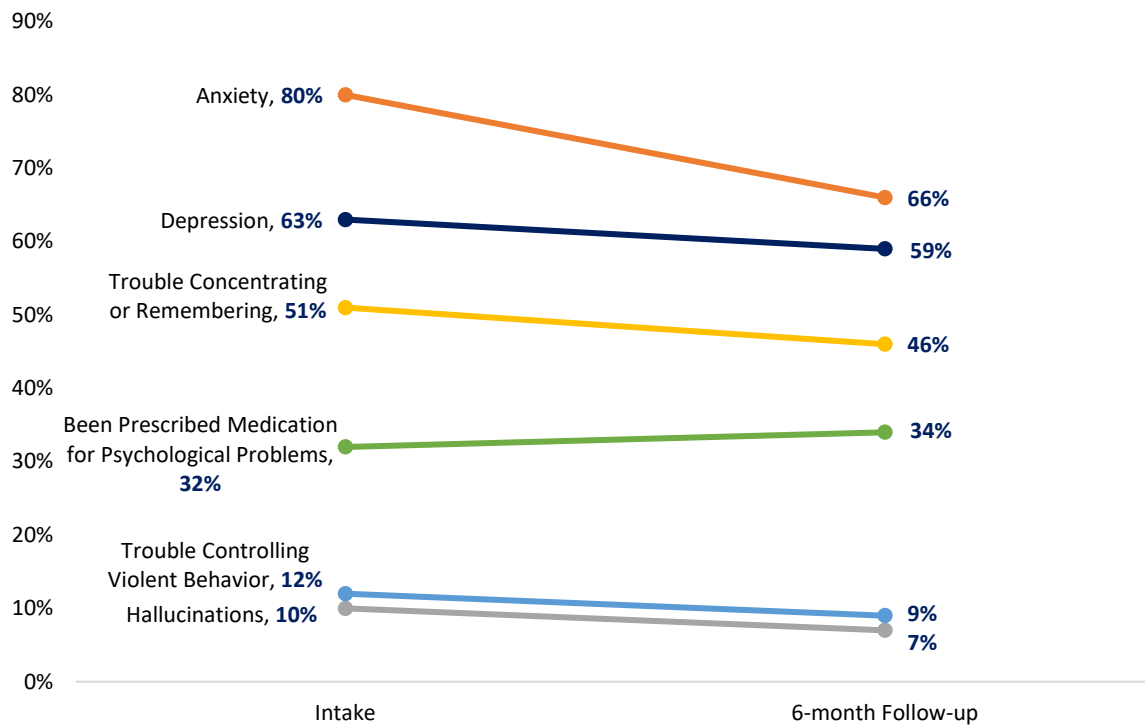
*Stimulants included methamphetamine or other amphetamines, crack/cocaine, and other stimulants



Reported past 30-day injection drug use decreased **3%** from **5%** to **2%**

Mental Health Outcomes

From the baseline GPRA to the follow-up GPRA, improvements were noted for all mental health outcome measures.



Client Retention

The six-month follow-up GPRA window for completion is open for 90 days. The interview window is open from 150 days to 240 days after the client's intake date. A question which indicates whether the client is still receiving services from their program is included on the follow-up GPRA. At the six-month follow-up GPRA, 15% (N=21) were still receiving program services at the time the GPRA was completed.

Throughout the grant period, 222 clients discharged from services. At the end of the January 2023, 18% of the clients had completed treatment, 21% had not discharged, and 62% had discharged unsuccessfully.

Treatment Status

